







TCx® 900 POS System Technical Specifications

FEATURES	
Product Name	TCx® 900
Model	4901
Hardware Models	91C, C1C, E1C, 913, C13, E13, 915, C15, E15, 917, C17, E17
CPU Support	Intel Celeron G6900E (91C, C1C, E1C) Intel Core i3 13100E (913, C13, E13) Intel Core i5 13500E (915, C15, E15) Intel Core i7 13700E (917, C17, E17) vPro supported (i5 & i7 models)
Memory	8 GB, 16GB or 32Gb DDR5 SODIMM memory (up to 5600 MHz) - 2 Slots (up to 64GB Max)
Storage	256GB, 512GB or 1TB PCIe NVMe M.2 SSD (up to 64GB Max) Dual 256GB or 512GB PCIe NVMe M.2 SSD also available Up to 2x SSDs supported in 2 slots RAID Support (i5/i7 models) “E” models will include 1x 256GB SSD preloaded
Audio (Rear)	Rear IO Panel: Microphone in, line out combo jack
Audio (Front)	1x2W 8 Ohm
Video	2x Display Port 1x VGA
Ethernet	Intel Gigabit Ethernet (Native) Integrated Intel WiFi 6e AX210 (Gig+) + Bluetooth 5.2 (optional)
Ports	<p>BACK</p> <ul style="list-style-type: none"> (2) PC USB 2.0 (2) PC USB 3.1 Gen 1 (2) USB-C Locking [USB 3.1 Gen 1 + PD + DP Alt mode] (1) 9-pin Powered RS232 [port C] Virtual (1) Ethernet (1) VGA (2) Display Ports SDL Cashdrawer (3A) (1) SDL Cashdrawer (3A)  <p>FRONT</p> <ul style="list-style-type: none"> (1) PC USB 2.0 Dump Switch 
Filter Panel (Top Default) (Also available as option in Bottom slot)	
Powered Connector options (Bottom Default)	<ul style="list-style-type: none"> (5) 12V USB 2.0 (1) 24V USB 2.0 

FEATURES (CONT.)		
Powered Connector Options	<p>(3) 12V USB 2.0 (1) 12V USB 2.0 (1) SDL Cashdrawer (3B) (1) RS-485 #9A Scan</p> <p>(3) RJ45 Powered RS232 (5V/12V) (2) 12V USB 2.0 (1) 24V USB 2.0</p> <p>(6) 12V USB 2.0</p> <p>(3) RJ45 Powered RS232 (5V/12V) (2) 12V USB 2.0</p> <p>(1) 5V/12V/24V - USB-C Locking (USB 2.0 Gen 1 + PD) (4) 5V/12V - USB-C Locking (uSb 2.0 Gen 1 + PD)</p>	
Power Supply	<p>Input: 100-240VAC, 50-60Hz, 4A@115VAC, 2A@230VAC</p> <p>Output: 24.0V, 10.42A, 250.08W</p>	
Power Requirements	<ul style="list-style-type: none"> > Input voltage: 24 VDC > Rated current: 10.42 A > Power consumption: 250 W maximum 	

PERIPHERALS (OPTIONAL)	
Displays	Toshiba TCx® Display Solution 2x20 Single, Dual Sided Display (mounted to integration tray) APA (All Point Addressable) 2x10 Display (mounted to integration tray)
Printers	Toshiba TCx® Printers
Keyboards	Modular USB Keyboards: ANPOS, 67-Key and 67-Key with LCD
Cash Drawers	Compact Wide Flip-top

ITEM	HEIGHT	WIDTH	DEPTH	WEIGHT
TCx900 Distributed System	3.75" (87.6 mm)	7.76" (197.0 mm)	10.75" (273.0 mm)	5.73 lbs. (2.60 kg)

OPERATING SYSTEM	SUPPORT (Y/N)	SUPPORT POS DRIVERS (Y/N)	PRELOAD (Y/N)
TCx Sky Ver 1.4 (x64)	Yes	Yes	No
Windows 10 IOT Enterprise LTSC 2021 (x64)	Yes	Yes	Yes (E Models)
Linux Kernel V5. 10.78 (x64)	Yes	Yes	No
SuSE SLE15 SP5 Certification	Yes	Yes	No

TCT15076-USEN-01
Revised September 2024